

HEARING/MEDIATION REQUESTS: ISSUES

	Private Day Placement	Residential Placement
2004	149	74
2005	148	58
2006	139	51
2007-6/30/08	214	90

FULLY ADJUDICATED HEARING DECISIONS: ISSUES

	Private Day Placement		Residential Placement	
2004 Prevailing Party	LEA	9	LEA	0
	Parent	7	Parent	1
	Both	1	Both	0
2005 Prevailing Party	LEA	5	LEA	2
	Parent	2	Parent	1
	Both	2	Both	1
2006 Prevailing Party	LEA	5	LEA	3
	Parent	2	Parent	4
	Both	1	Both	0
2007-6/30/08 Prevailing Party	LEA	10	LEA	1
	Parent	4	Parent	3
	Both	0	Both	1
2/18/09				

DUE PROCESS DATA
2003-2004-2005-2006

	2003	2004	2005	2006
Requests for Hearing	292	276	248	197
Requests for Mediation	199	195	213	232
Requests for Hearing and Mediation	85	69	78	68
Requests for Advisory Opinion	26	16	13	4
Mediations Convened	160	158	184	193
Agreements Reached at Mediation	117	108	127	125
Mediation Requests Withdrawn	39	38	28	41
Mediation Requests Resulting in Hearing Officer Dismissal	16	24	58	46
Advisory Opinions Requested	26	16	13	4
Advisory Opinions Convened	19	12	7	2
Resulting in Termination of Case	17	10	6	2
Hearing Decisions Rendered	105	157	195	160
Dismissals	68	125	168	137
Full Adjudication LEA Prevailed*	25	20	18	12
Full Adjudication Parent Prevailed*	10	12	5	8
Full Adjudication Both Prevailed*	2	1	4	2
Appeals to Federal District Court	8	7	6	4
Appeals to State Superior Court	0	0	1	1
Hearing Requests Withdrawn Before Hearing Convened	129	91	69	51
Hearing Requests Withdrawn During Hearing	19	20	3	2
Active Cases	0	0	0	0

11/6/07¹

¹ * Prevailing party determined by reviewer

DUE PROCESS DATA
2007-June 30, 2008

Requests for Hearing	313
Requests for Mediation	382
Requests for Advisory Opinion	7
Mediations Convened	321
Agreements Reached at Mediation	216
Mediations Requests Withdrawn	61
Mediations Convened Resulting in Fully Adjudicated Hearing Decisions	6
Advisory Opinions Requested	7
Advisory Opinions Convened	7
Advisory Opinions Convened Resulting in Fully Adjudicated Hearing Decisions	0
Hearing Decisions Rendered	273
Dismissals	241
Full Adjudication LEA Prevailed*	26
Full Adjudication Parent Prevailed*	11
Full Adjudication Both Prevailed*	1
Appeals to Federal District Court	10
Appeals to State District Court	0
Active Cases	2

12/8/08

*Prevailing party determined by reviewer

Connecticut State Department of Education

Incidence of Autism in Requests for Due Process Hearings and Mediations and in Fully Adjudicated Due Process Hearings and Convened Mediations

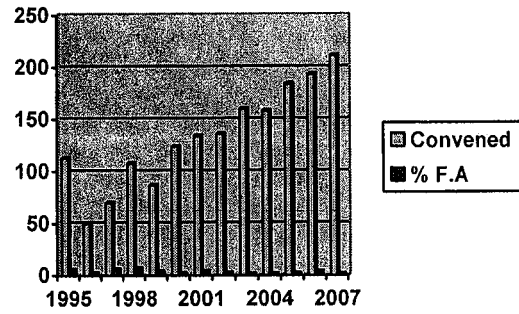
Year	Requests Hrg/Med	# Autism	% H/M	#Hearing Decisions	%Hearing Decisions	Med. Held	% Med.
1995	432	16	3.7	3	5	8	5
1996	306	12	3.9	2	8	5	10
1997	338	22	5.7	4	11	4	5.7
1998	357	29	8.1	3	7	11	10.2
1999	317	34	10.7	5	15	12	13.2
2000	320	39	12.1	3	14	22	17.6
2001	393	49	12.4	7	16	19	14.2
2002	361	54	14.9	11	29	21	15.2
2003	406	68	16.7	5	14	32	20
2004	402	75	18.7	6	18	38	24.1
2005	383	77	20.1	3	11	51	27.6
2006	361	79	21.8	6	29	61	31.6
2007*	461	64	13.9	4	18	62	26.2

*January 1, 2007 thru April 1, 2008

Incidence of Autism in Administrative Complaints

School Year	Complaints Filed	# Autism	% Autism
2004-2005	101	16	15.8
2005-2006	137	19	13.8
2006-2007	140	33	23.6

	1995	1996	1997	1998	1999	2000	2001	2002	2003	2004	2005	2006	2007
Requested	202	85	89	126	115	152	177	172	199	195	213	232	252
Convened	113	50	70	108	87	124	134	136	160	158	184	193	211
Agreement	76	32	52	79	68	100	90	101	117	108	127	125	141
Fully Adjudicated	6	1	4	7	3	2	5	3	2	2	3	7	3
Per cent Adjudicated	5.3	2	5.7	6.5	3.4	1.6	3.7	2.2	1.3	1.3	1.6	3.6	1.4



FULLY ADJUDICATED HEARING DECISIONS
DISABILITY: AUTISM
PREVAILING PARTY

Year	LEA	Parent	Both	Total
1992	0	0	0	0
1993	0	0	0	0
1994	1	0	0	1
1995	2	1	0	3
1996	1	1	0	2
1997	2	2	0	4
1998	1	2	0	3
1999	1	2	2	5
2000	2	1	0	3
2001	4	3	0	7
2002	5	6	0	11
2003	3	2	0	5
2004	3	3	0	6
2005	0	1	1	2
2006	3	2	1	6
2007-6/30/08*5		2	0	7
Total	33	28	4	65

*2 active cases
2/18/09

HEARING/MEDIATION REQUESTS: ISSUES

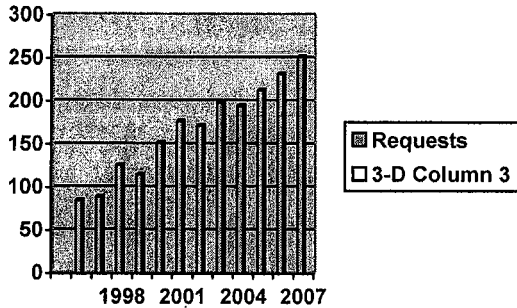
	Private Day Placement	Residential Placement
2004	149	74
2005	148	58
2006	139	51
2007-3/26/08	159	64

FULLY ADJUDICATED HEARING DECISIONS: ISSUES

	Private Day Placement		Residential Placement	
2004 Prevailing Party	LEA	9	LEA	0
	Parent	7	Parent	1
	Both	1	Both	0
2005 Prevailing Party	LEA	5	LEA	2
	Parent	2	Parent	1
	Both	2	Both	1
2006 Prevailing Party	LEA	5	LEA	3
	Parent	2	Parent	4
	Both	1	Both	0
2007 Prevailing Party	LEA	8	LEA	0
	Parent	2	Parent	2
	Both	0	Both	1

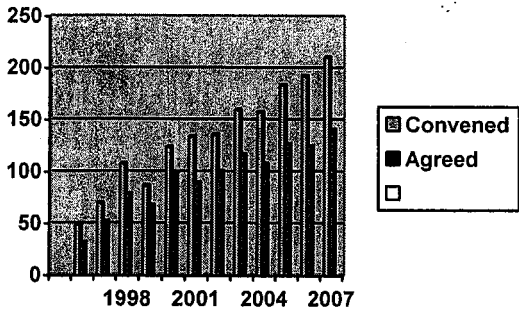
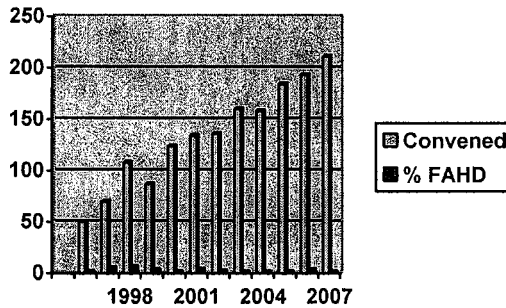
MEDIATION 1996-2007

	1996	1997	1998	1999	2000	2001	2002	2003	2004	2005	2006	2007
Requested	85	89	126	115	152	177	172	199	195	213	232	252
Convened	50	70	108	87	124	134	136	160	158	184	193	211
Agreement	32	52	79	68	100	90	101	117	108	127	125	141
Per Cent Agreement	64	74	73	86	81	67	74	73	68	69	65	67
Fully Adjudicated	1	4	7	3	2	5	3	2	2	3	7	3
Per cent Fully Adjudicated	2	5.7	6.5	3.4	1.6	3.7	2.2	1.3	1.3	1.6	3.6	1.4



Total Requests 2007
 Total Convened 1615
 Total Agreement 1216
 Per Cent Agreement 75

Total Convened 1615
 Total Fully Adjudicated 42
 Per Cent Fully Adjudicated 2.6



Total Convened 1615
 Total Agreement 1216
 Per Cent Agreement 75

Connecticut State Department of Education

Incidence of Autism in Requests for Due Process Hearings and Mediations and in Fully Adjudicated Due Process Hearings and Convened Mediations

Year	Requests Hrg/Med	# Autism	% H/M	#Hearing Decisions	%Hearing Decisions	Med. Held	% Med.
1995	432	16	3.7	3	5	8	5
1996	306	12	3.9	2	8	5	10
1997	338	22	5.7	4	11	4	5.7
1998	357	29	8.1	3	7	11	10.2
1999	317	34	10.7	5	15	12	13.2
2000	320	39	12.1	3	14	22	17.6
2001	393	49	12.4	7	16	19	14.2
2002	361	54	14.9	11	29	21	15.2
2003	406	68	16.7	5	14	32	20
2004	402	75	18.7	6	18	38	24.1
2005	383	77	20.1	3	11	51	27.6
2006	361	79	21.8	6	29	61	31.6
2007*	580	94	16.2	7	18.4	74	23

*January 1, 2007 thru June 30, 2008

Incidence of Autism in Administrative Complaints

School Year	Complaints Filed	# Autism	% Autism
2004-2005	101	16	15.8
2005-2006	137	19	13.8
2006-2007	140	33	23.6

HEARING REQUESTS: ISSUES

	Private Day Placement	Residential Placement
2004	149	74
2005	148	58
2006	131	50

FULLY ADJUDICATED HEARING DECISIONS

	Private Day Placement		Residential Placement	
2004	LEA	9	LEA	0
Prevailing Party	Parent	7	Parent	1
	Both	1	Both	0
2005	LEA	5	LEA	2
Prevailing Party	Parent	2	Parent	1
	Both	2	Both	1
2006	LEA	3	LEA	3
Prevailing Party	Parent	1	Parent	4

DAYS OF HEARING FOR FULLY ADJUDICATED DECISIONS

2003	# Hearings	Days	Average # Days
LEA Prevailed	25	72	2.88
Parent Prevailed	10	44	4.4
Both Prevailed	1	5	5
2004			
LEA Prevailed	21	89	4.24
Parent Prevailed	11	65	5.9
Both Prevailed	1	6	6
2005			
LEA Prevailed	18	81	4.5
Parent Prevailed	5	35	7
2006			
LEA Prevailed	12	69	5.75
Parent Prevailed	8	75	9.38
Both Prevailed	2	9	4.5
2007-6/30/08*			
LEA Prevailed	26	80	3.08
Parent Prevailed	11	94	8.55
Both Prevailed	1	9	4.5

DAYS OF HEARING FOR FULLY ADJUDICATED DECISIONS

2003-6/30/08*

LEA Prevailed	102	391	3.83
Parent Prevailed	45	313	6.96
Both Prevailed	5	29	5.8
Totals	152	733	4.82

*two active cases
2/18/09